Extreme Sailing Series 2014 - Act Report

Act 6, Istanbul

	Rank	Total Points	Races Completed	Ø Points per Race completed	Ø Speed Over Ground (knots)	Total Distance Sailed (km)
The Wave, Muscat (OMA)	1	**149**	**23**	6.48	12.21	99.0
Emirates Team New Zealand (NZL)	2	**147**	**24**	6.13	12.50	101.8
Oman Air (OMA)	3	**133**	**24**	5.54	12.29	101.4
Alinghi (SUI)	4	**130**	**23**	5.65	11.38	94.7
Groupama sailing team (FRA)	5	**112**	**20**	5.60	11.53	84.0
Red Bull Sailing Team (AUT)	6	**112**	**24**	4.67	12.21	102.6
J.P. Morgan BAR (GBR)	7	**110**	**24**	4.58	12.27	103.1
SAP Extreme Sailing Team (DEN)	8	**105**	**24**	4.38	11.72	99.9
GAC Pindar (AUS)	9	**101**	**23**	4.39	11.32	95.6
Realteam by Realstone (SUI)	10	**100**	**24**	4.17	12.07	100.3
Gazprom Team Russia (RUS)	11	**89**	**24**	3.71	11.99	102.9
Invite (TUR)	12	**72**	**23**	3.13	11.90	103.4

Best Starters



The Wave, Muscat

Ø Rank at First Mark

4,75

Other Teams:

6,60



GAC Pindar

Ø Speed on Start Signal (kn)

9,84 knots

Other Teams:

8,43 knots

Total Time Sailed (minutes)

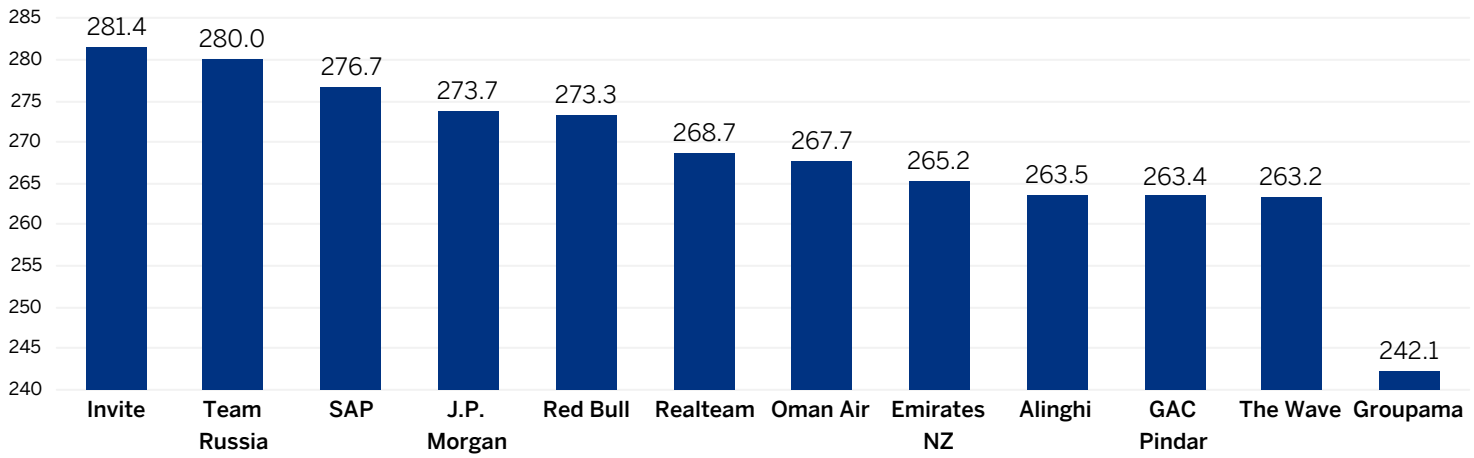

Insights from SAP

EXTREME SAILING SERIES

LAND ROVER

Extreme Sailing Series 2014 - Act Report

Act 6, Istanbul

Average Speed over Ground

DOWNWIND



15,22 knots

Emirates Team New Zealand

UPWIND



11,41 knots

Emirates Team New Zealand

Number of Maneuvers

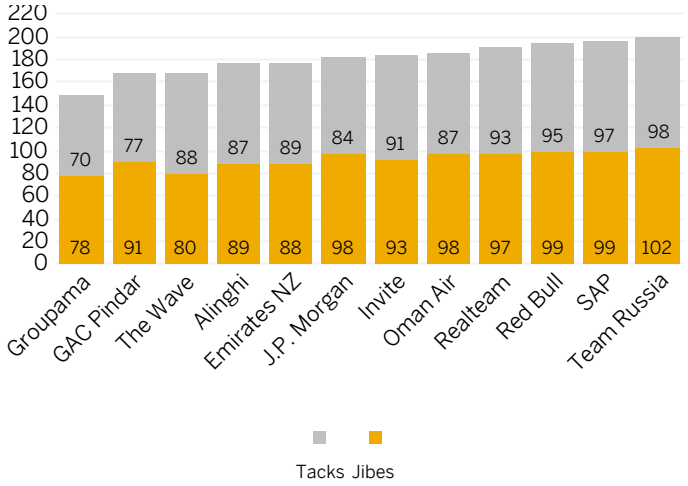

Number of Podium Finishes

How often has a team finished a race on rank 1-3?

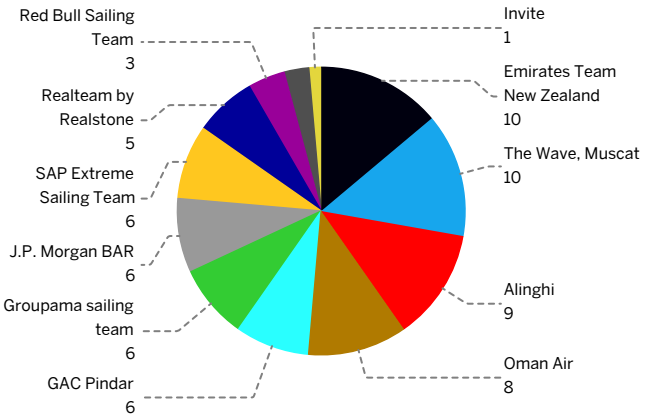

Number of Wins

How often has a team won a race?

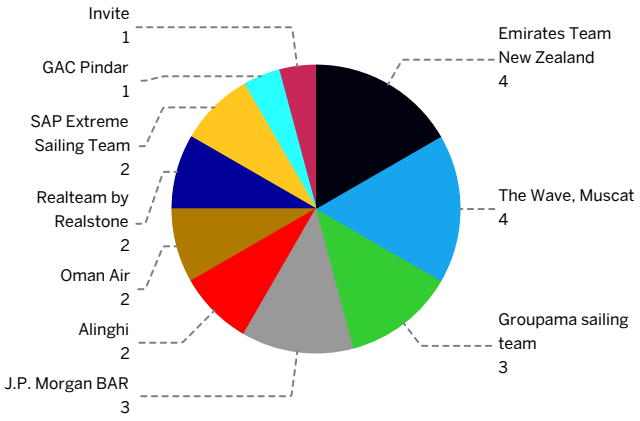

Ø Distance to Startline (meters) and Ø Speed Over Ground (knots) on Race Start - Sorted by Ø Rank at First Mark

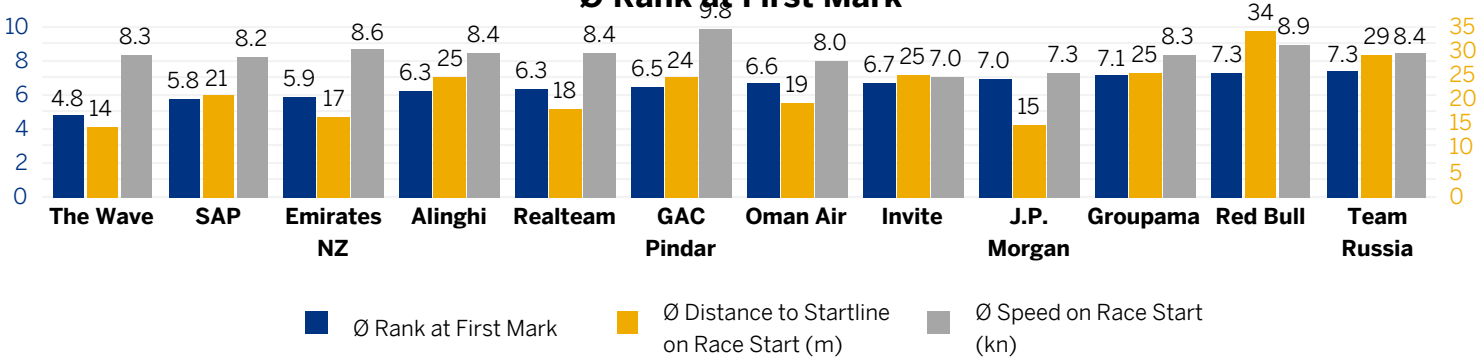

Insights from

SAP

EXTREME SAILING SERIES

LAND ROVER

Extreme Sailing Series 2014 - Act Report

Act 6, Istanbul

Ø Ranks Gained Between First Mark & Race Finish - Broken Down by Position at First Mark

How well do the teams hold their position at the first mark - do they gain or lose ranks? The gray line indicates an ideal performance as a benchmark (e.g. started 1st and lost 0 ranks or started 12th and gained 11 ranks to win a race)

The Wave, Muscat

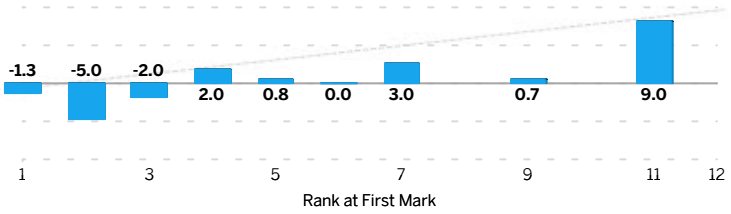

Emirates Team New Zealand

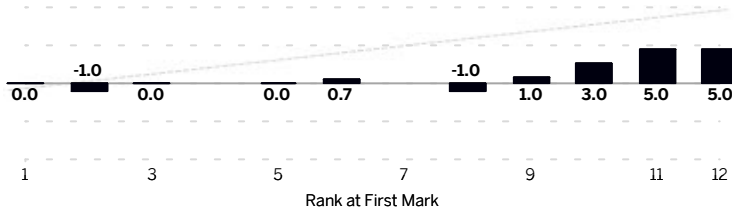

Oman Air

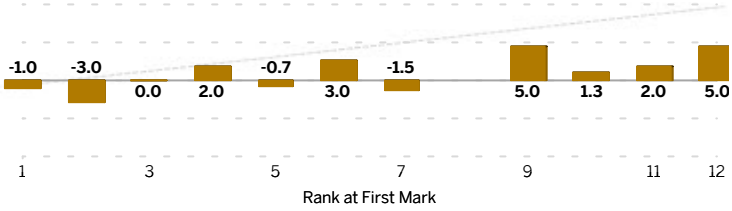

Alinghi

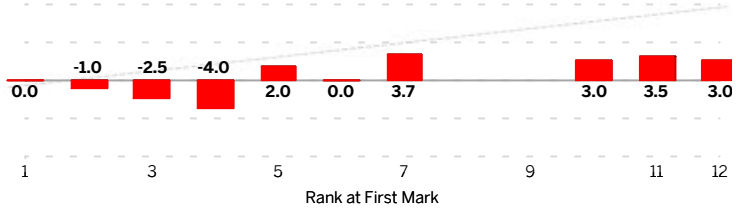

Groupama sailing team

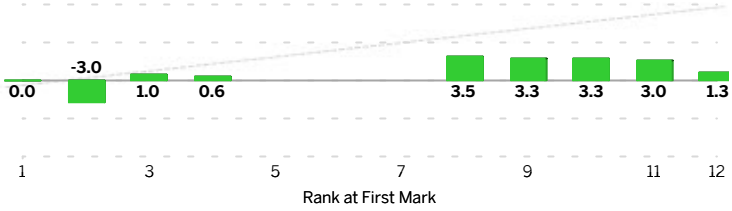

Red Bull Sailing Team

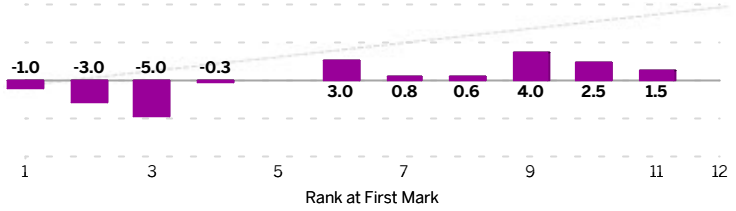

J.P. Morgan BAR



SAP Extreme Sailing Team

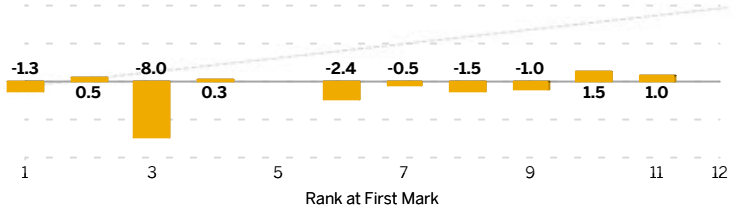

GAC Pindar

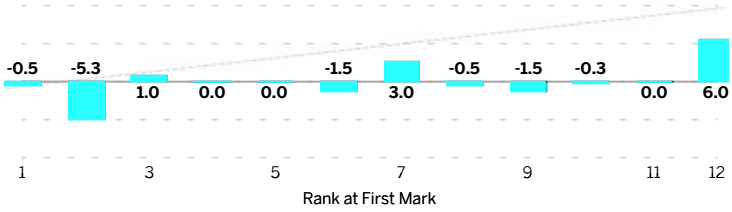

Realteam by Realstone

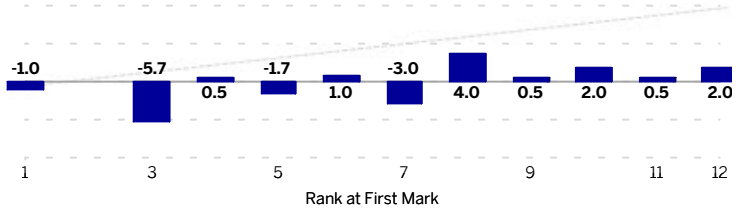

Gazprom Team Russia

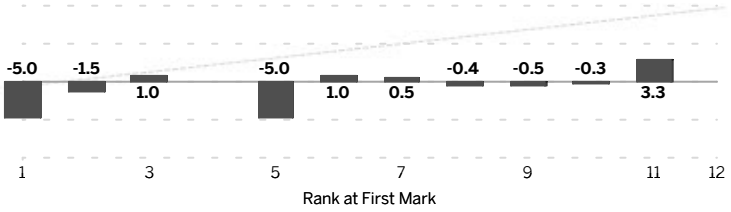

Invite

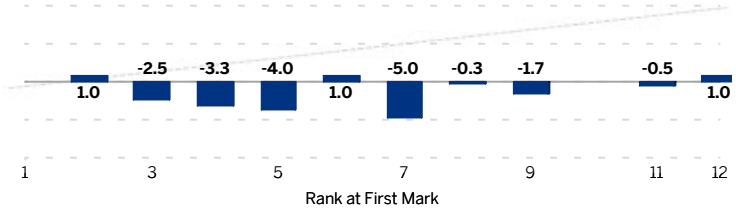

Insights from SAP

EXTREME SAILING SERIES

LAND ROVER

Extreme Sailing Series 2014 - Act Report

Act 6, Istanbul

Race Day 1

	Rank	Total Points	Races Completed	Ø Points per Race started	Ø Speed over Ground (kn)
Emirates Team New Zealand (NZL)	**1**	**46**	**7**	6,57	12.87
The Wave, Muscat (OMA)	**2**	**46**	**7**	6,57	12.43
SAP Extreme Sailing Team (DEN)	**3**	**45**	**7**	6,43	12.21
Red Bull Sailing Team (AUT)	**4**	**40**	**7**	5,71	12.62
Gazprom Team Russia (RUS)	**5**	**38**	**7**	5,43	12.56
GAC Pindar (AUS)	**6**	**37**	**7**	5,29	12.43
Oman Air (OMA)	**7**	**30**	**7**	4,29	12.61
Alinghi (SUI)	**8**	**28**	**6**	4,00	10.04
J.P. Morgan BAR (GBR)	**9**	**24**	**7**	3,43	12.34
Invite (TUR)	**10**	**21**	**7**	3,00	12.56
Groupama sailing team (FRA)	**11**	**20**	**3**	2,86	9.23
Realteam by Realstone (SUI)	**12**	**19**	**7**	2,71	12.19

Ø Distance to Startline (meters) and Ø Speed Over Ground (knots) on Race Start

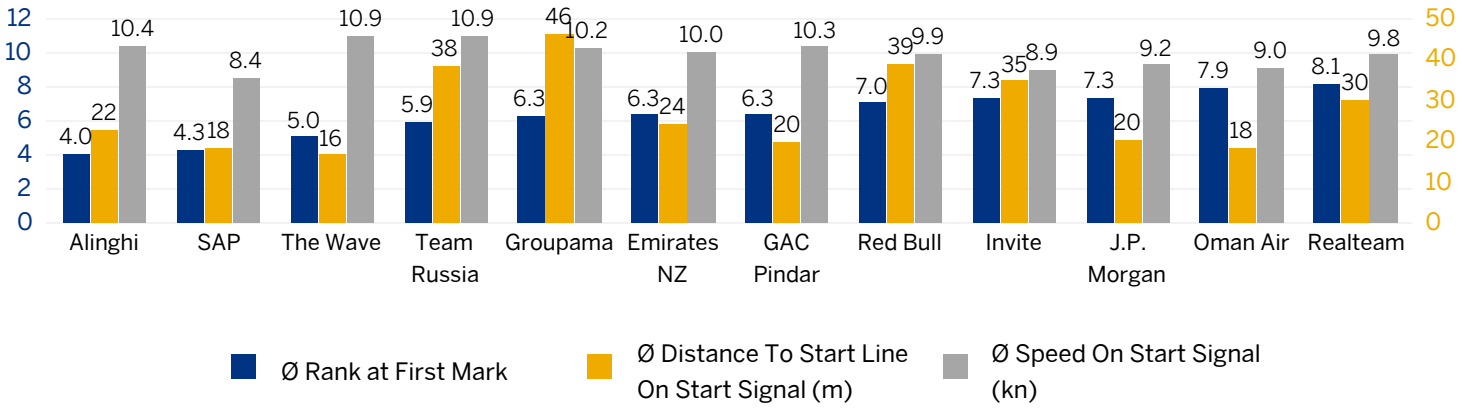

Ø Distance Sailed per Race (meters) and Races Completed

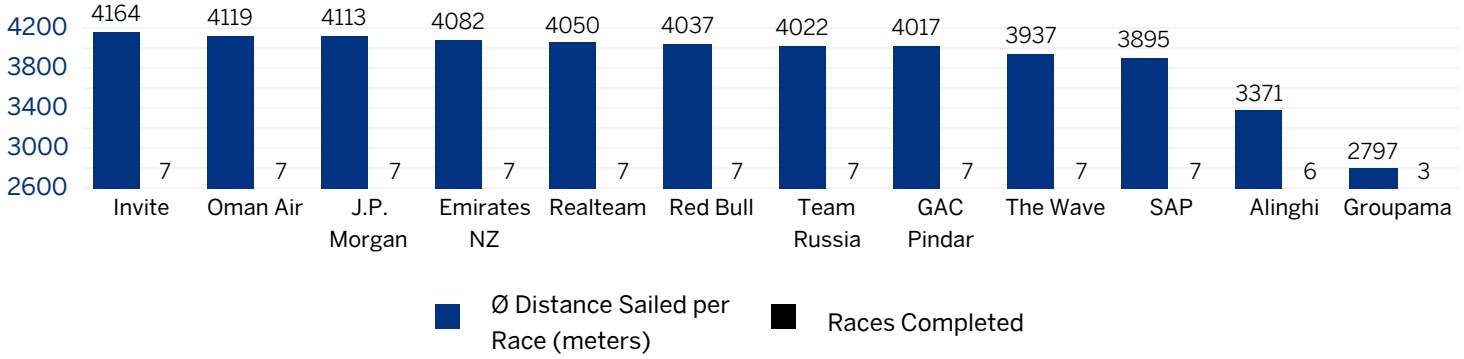

Insights from SAP

EXTREME SAILING SERIES

LAND ROVER

Extreme Sailing Series 2014 - Act Report

Act 6, Istanbul

Race Day 2

	Rank	Total Points	Races Completed	Ø Points per Race started	Ø Speed over Ground (kn)
Oman Air (OMA)	**1**	**57**	**8**	7,13	10.60
The Wave, Muscat (OMA)	**2**	**49**	**8**	6,13	10.63
Emirates Team New Zealand (NZL)	**3**	**46**	**8**	5,75	10.81
Alinghi (SUI)	**4**	**42**	**8**	5,25	10.01
J.P. Morgan BAR (GBR)	**5**	**41**	**8**	5,13	10.51
GAC Pindar (AUS)	**6**	**38**	**8**	4,75	10.16
Invite (TUR)	**7**	**35**	**8**	4,38	10.19
Realteam by Realstone (SUI)	**8**	**35**	**8**	4,38	10.51
SAP Extreme Sailing Team (DEN)	**9**	**29**	**8**	3,63	10.00
Gazprom Team Russia (RUS)	**10**	**28**	**8**	3,50	10.19
Groupama sailing team (FRA)	**11**	**28**	**8**	3,50	10.16
Red Bull Sailing Team (AUT)	**12**	**28**	**8**	3,50	10.27

Ø Distance to Startline (meters) and Ø Speed Over Ground (knots) on Race Start

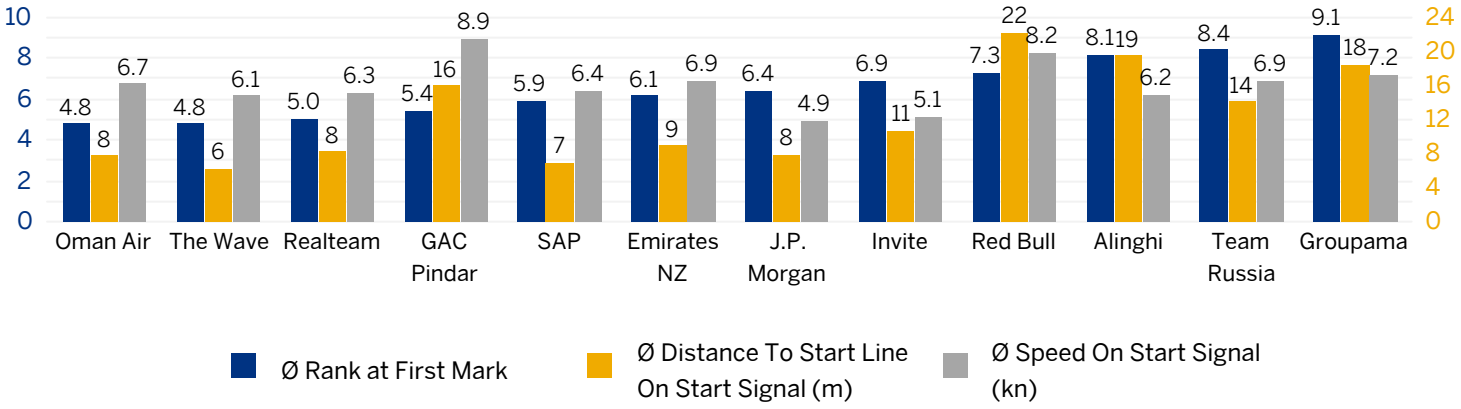

Ø Distance Sailed per Race (meters) and Races Completed

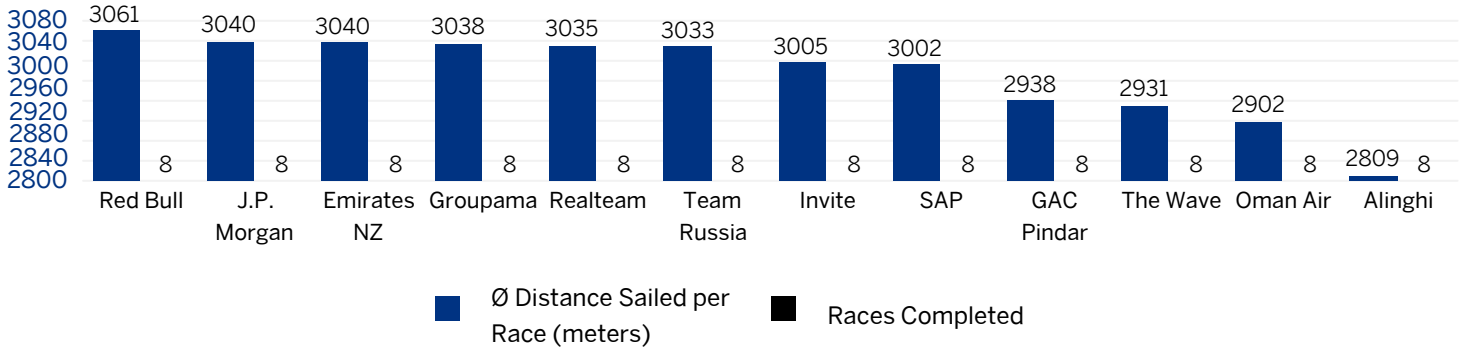

Insights from

SAP

EXTREME SAILING SERIES

LAND ROVER

Extreme Sailing Series 2014 - Act Report

Act 6, Istanbul

Race Day 3

	Rank	Total Points	Races Completed	Ø Points per Race started	Ø Speed over Ground (kn)
Groupama sailing team (FRA)	**1**	**64**	**9**	7,11	13.77
Alinghi (SUI)	**2**	**60**	**9**	6,67	13.65
Emirates Team New Zealand (NZL)	**3**	**55**	**9**	6,11	13.71
The Wave, Muscat (OMA)	**4**	**54**	**8**	6,00	13.45
Oman Air (OMA)	**5**	**46**	**9**	5,11	13.54
Realteam by Realstone (SUI)	**6**	**46**	**9**	5,11	13.35
J.P. Morgan BAR (GBR)	**7**	**45**	**9**	5,00	13.77
Red Bull Sailing Team (AUT)	**8**	**44**	**9**	4,89	13.61
SAP Extreme Sailing Team (DEN)	**9**	**31**	**9**	3,44	12.87
GAC Pindar (AUS)	**10**	**26**	**8**	2,89	11.49
Gazprom Team Russia (RUS)	**11**	**23**	**9**	2,56	13.16
Invite (TUR)	**12**	**16**	**8**	1,78	12.90

Ø Distance to Startline (meters) and Ø Speed Over Ground (knots) on Race Start

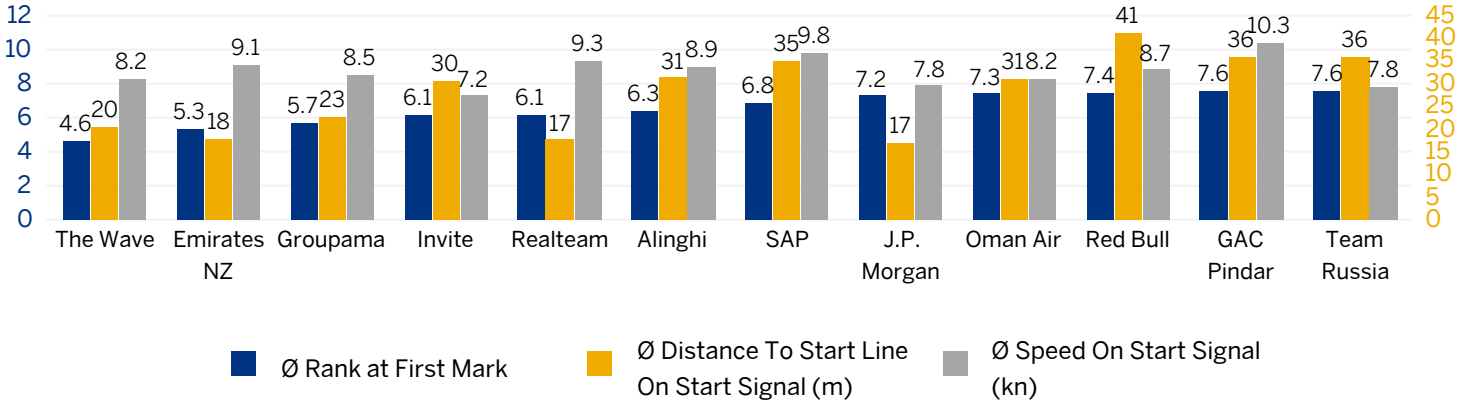

Ø Distance Sailed per Race (meters) and Races Completed

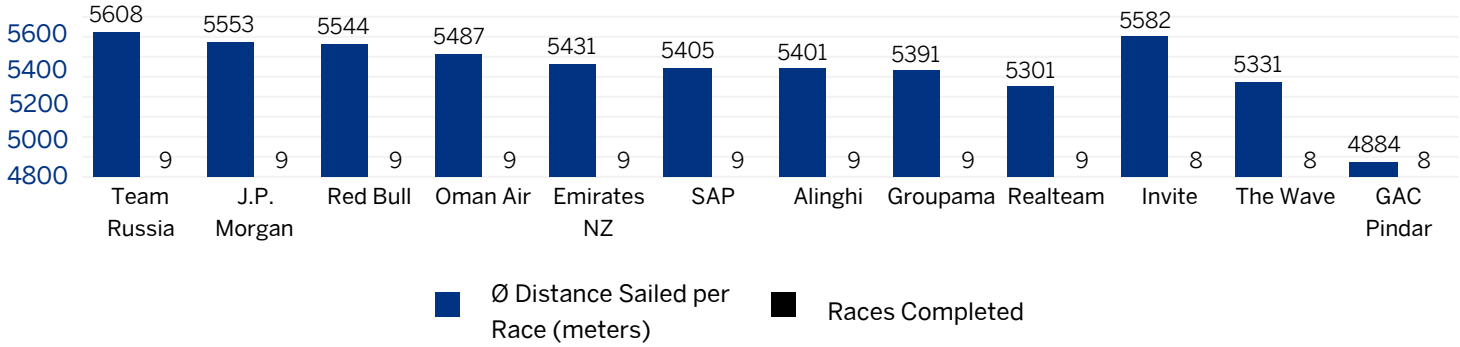

Insights from SAP

EXTREME SAILING SERIES

LAND ROVER